

Aggre-Gator™ Bi-Metal Fasteners: The corrosion resistance of 300 series stainless steel in a threaded concrete anchor

Owners, architects and, design engineers expect longer life cycles from buildings. Extended warranties and use of more sustainable materials add up to greater expectations for performance – from structural integrity to the purely aesthetic – of all building components.

The Solution: Aggre-gator™ Bi-Metal Threaded Concrete Anchors

- Made of 300 series (18-8) stainless steel alloy to provide unmatched corrosion resistance in your toughest applications
- Fused and hardened steel tapping threads make installations easy and hold tight in block and poured concrete
- Coated with silver-colored Stalgard® GB, a Galvanic Barrier to protect aluminum components from accelerated corrosion when in contact with 300 series stainless steel
- Gimlet point provides quick starts, and makes Aggre-Gator™ anchors an ideal choice for treated, wood to wood applications

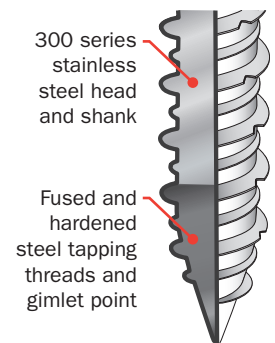
Applications

- Exposed anchoring/coastal/wet areas
- Aluminum enclosures
- Hurricane shutters/windows/awnings/thresholds
- Curtain wall & window wall support anchors
- Stone facade support anchors
- ACQ treated wood

You won't find a better, easier-to-install or more reliable 300 series stainless steel anchor, for your toughest construction applications, than Aggre-Gator™ bi-metal concrete anchors.

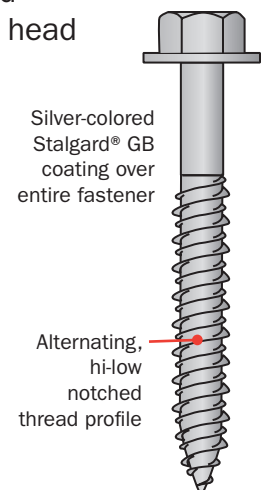
Features

- Bi-metal technology – 300 (18-8) stainless steel head and shank
- Fused and hardened steel tapping threads and gimlet point
- Alternating, hi-low notched thread profile
- Silver-colored Stalgard® GB coating
- Hex washer head and TrimFit® flat head designs

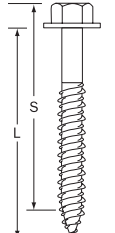
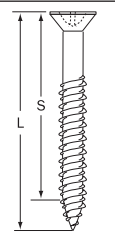


Benefits

- Outstanding corrosion resistance
- Long service life
- High strength and ductility
- Offers greater galvanic compatibility in dissimilar metal applications involving aluminum
- Thread profile provides quick cutting and stability during installations
- High in-place value over life of structures



Selection Guide

	Dia.	L Length	Length Code†	Drive System	Head Style	Drill Bit Size* (Carbide)	S 300 Series (18-8) Stainless Steel Length	ECP Catalog Number*	Pieces Per Box	Pieces Per ¼ Keg*
Hex Washer Head										
	1/4"	1-3/4"	A	5/16" hex	hex washer	3/16" X 3-1/2"	1-1/4"	EML315	50	2000
		2-1/4"	B			3/16" X 4-1/2"	1-3/4"	EML325	50	1500
		2-3/4"	C			3/16" X 4-1/2"	2-1/4"	EML335	50	1000
		3-1/4"	D			3/16" X 5-1/2"	2-3/4"	EML345	50	1000
		4"	F			3/16" X 5-1/2"	3-1/2"	EML365	50	500
TrimFit® Flat Head Fasteners										
	1/4"	1-3/4"	A	#3 phillips	TrimFit® flat head	3/16" X 3-1/2"	1-1/4"	EMM310	50	2500
		2-1/4"	B			3/16" X 4-1/2"	1-3/4"	EMM320	50	1500
		2-3/4"	C			3/16" X 4-1/2"	2-1/4"	EMM330	50	1000
		3-1/4"	D			3/16" X 5-1/2"	2-3/4"	EMM340	50	1000
		4"	F			3/16" X 5-1/2"	3-1/2"	EMM360	50	500

† Length code is marked on top of fastener head (see Identification section).

* Standard packaging: 50 anchors and 1 tanged masonry bit per box/six boxes per shipper.

Bulk Quantities: Packed in ¼ kegs as shown. Available upon request. Indicate Bulk Packaging by placing a "B" at the end of the Elco Catalog Number. Bulk packaging does not include masonry bits.

Identification

The head markings consists of the number "3", the length code, and the Elco® logo as shown to the right.



TrimFit® head



hex washer head

Performance Data

Pull-Out (lbs.)

Concrete

Anchor Dia.	Embedment Depth	Edge Distance	2000 psi	4000 psi	5000 psi
1/4"	1"	1-1/2"	719	761	1030
	1-1/2"	1-1/2"	1344	1491	1700
	1-3/4"	2-1/2"	1816	2054	2574

Hollow Block

Anchor Diam.	Embedment Depth	Edge Distance	1840 psi
1/4"	1"	1-1/4"	811
		2-1/2"	1245

Shear Strength (lbs.)

Concrete

Anchor Dia.	Embedment Depth	Edge Distance	2000 psi
1/4"	1"	1-1/2"	681
	1-1/2"	1-1/2"	1193
	1-3/4"	2-1/2"	2238

Hollow Block

Anchor Dia.	Embedment Depth	Edge Distance	1840 psi
1/4"	1"	1-1/4"	701
		2-1/2"	1619

NOTE: All performance data shown is based on tests performed under laboratory conditions at independent construction testing facilities. The appropriate safety factor should be applied and code requirements factored into specification and use of these fasteners. A safety factor of 4:1 or 25% of the ultimate average values shown is generally accepted as an appropriate working load. Final determination of the appropriate safety factor and use of these fasteners is the sole responsibility of the user, specifying Engineer, Architect or other responsible person designing the connection. Due to a wide variety of application conditions or intervening factors not under our control, we assume no liability for the use of the information provided in this document. For additional product information and technical assistance, please contact Elco directly at 1-800-435-7213.

Distributed By: _____



Elco Construction Products

5110 Falcon Road • Rockford, IL 61109

800.435.7213 • 815.391.5500

Fax 815.397.8986

www.elcoconstruction.com